

Item : CA/A, SMA Plug* SMA Plug STM26 1M

Electrical Data

Frequency Range	50.0 GHz
Impedance	50 Ohm
Velocity of propagation	69 %
Time Delay	4.82 ns/m
Shielding Effectiveness	100dB minimum
Dielectric Withstanding Voltage	10kv at 60 Hz
Capacitance	95.1 pF/m

Specification

Frequency		Series	Attenuation		Conn. Loss dB	SWR	
GHz	Band		dB/ft	dB/m			
0.512	UHF	STM4	0.08	0.27	0.02	1.04:1	
0.900			0.11	0.36	0.02	1.05:1	
1.000	L		0.12	0.39	0.02	1.10:1	
1.9000			0.17	0.56	0.03		
2.000	S		0.17	0.57	0.03	1.20:1	
3.000			0.22	0.73	0.04		
4.000	C		STM8	0.26	0.86	0.04	1.25:1
6.000				0.34	1.10	0.06	
8.000	X	STM18	0.40	1.31	0.07	1.30:1	
10.000			0.46	1.50	0.08		
12.400	Ku		0.53	1.74	0.08	1.35:1	
14.000			0.58	1.89	0.09		
18.000	K	STM26	0.69	2.26	0.11	1.40:1	
20.000			0.74	2.44	0.12		
22.000	Ka	STM40	0.79	2.61	0.13	1.45:1	
26.500			0.91	2.99	0.15		
28.000			0.95	3.11	0.16	1.50:1	
30.000			1.00	3.27	0.17		
32.000			1.05	3.43	0.18		
38.000			1.19	3.90	0.22		
40.000	1.24	4.06	0.25				
50.000	mm	STM50	1.47	4.82	0.32	1.50:1	

Cable Construction

Inner conductor	: Solid Ag-plated Cu
Dielectric	: PTFE
Outer Conductor	: Cu Groove Tube
Standard Finish	: Polyolefin over Sn-plated Cu Braid

Mechanical Data

Finished Outer Diameter	: 7.24mm
Bend Radius	: 12.7mm
Weight	: 0.67 Kg/m
Max. Assembly Length	: 30.48m
Crush Resistance	: 45 Kg/cm ²
Operating Temp. Range	: -35°C ~ 135°C

Available Connector

2.4mm, 2.92mm 3.5mm, 7mm, BNC
SMA, TNC, N

Test Measurement Cable Assembly

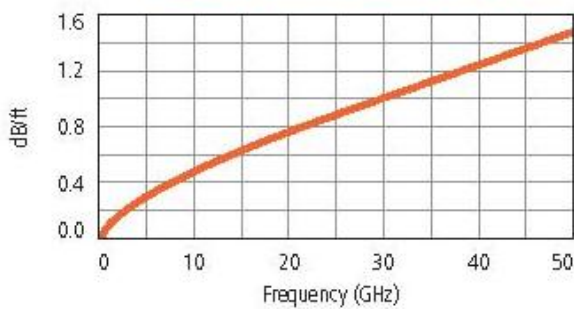
The Best Wireless Solution!

Item : CA/A, SMA Plug* SMA Plug STM26 1M

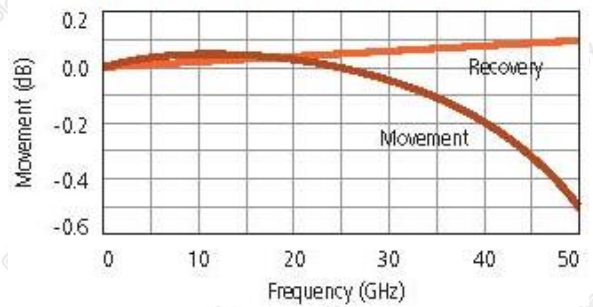
Cable Photo



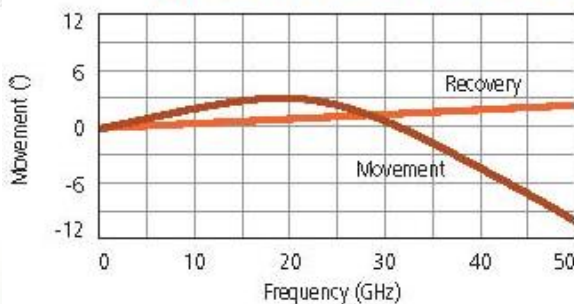
Cable Attenuation @ STP



Typical Amplitude vs. Flexure



Typical Phase vs. Flexure



Test Measurement Cable Assembly

The Best Wireless Solution!

Item : CA/A, SMA Plug* SMA Plug STM26 1M

Test Result

